

335 Cylinder-bed sewing machine for industry and handcraft



PFAFF 335-G:
Standard equipment
with large hook
and 40% more
bobbin thread than
standard

PFAFF 335

Lockstitch, cylinder-bed sewing machine with unison feed.

The modern, industrial housing is designed taking into account strict ergonomic aspects.

Quality and efficiency are the hallmarks of this cylinder-bed sewing machine.

Areas of application:

This cylinder-bed sewing machine can be used for:

- leather accessories
- leatherwear
- upholstery
- shoes.

(on request only: machine available with small hook)

It is suitable for:

- working on tubular or pre-attached articles
- standard sewing work on leatherware, bags and leathercraft articles
- binding of shoes and leatherware with leather, imitation leather or textile tape
- piping work on bags, suitcases and upholstery



Special features:

- **Excellent sewing quality** with high performance and sewing reliability.
- Precise and **consistent stitch setting** on all materials.
- **Very neat bindings**, even inside and outside curves, thanks to the moving binder, and tape is held close to the binding edge.
- Fewer bobbin changes when using G-version (large hook)

Sub classes:

-2/27* For leathercraft work.

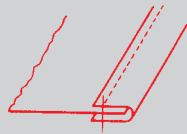
Small- size part set (smooth surfaced sewing parts).
Edge guide mounted on cylinder bed.

-6/01* For general seaming work; standard part set.

Work aids:

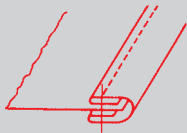
- 900/52** Thread trimmer (electro-mechanically controlled)
- 910/98** Automatic presserfoot lifter (electropneumatically activated)
- 913/52** Automatic needle positioner in connection with electronic motor for machines without -900/52
- 925/03** Maintenance unit for pneumatically controlled work aids

-17/01-650/03*



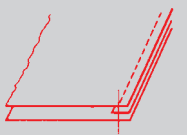
For binding operations, 90° tape in-feed.
Attachment mounted on retractable bracket.

-39/21**



For binding operations, both edges folded in, 90° tape in-feed, attachment mounted on retractable bracket.

-40/64**



Sewing in piping between two material plies, piping guide retractable, attachment fixed. Available as N 2.5 (stitch length max. 2.5 mm) or for max. stitch length of 4.5 mm.

* available with -900/52

** Subclasses available from spare parts service.
Sample and material required.



Specifications:

Stichtype:
301 (lockstitch)

Balance wheel eff. dia:
80 mm

Max. sewing speed:
2800/s.p.m.

Working air pressure:
6 bar

Max. stitch length:
6 mm (N)

Net weight (head):
approx. 32 kg

Model: B

Net weight (head in carton): approx. 40 kg

Clearance under the sewing foot: max. 14 mm

Top feed stroke:
7 mm

Clear work space:
265 mm

Clear work height:
115 mm

Cylinder bed dia: 51 mm

Cylinder bed circumf.:
approx. 165 mm

Needle system: 134-35

Needle thickness: 80-100

Thread type:
synth. 40/3

The machine is equipped with finger-guard, belt- and take-up lever guards as standard.

Hotlines:

Technical service: +49-175/2243-101

Application consultancy: +49-175/2243-102

Spare-parts hotline: +49-175/2243-103



Europäische Union
Wachstum durch Innovation – EFRE



**PFAFF Industriesysteme
und Maschinen AG**

Hans-Geiger-Str. 12 – IG Nord
D-67661 Kaiserslautern

Telefon: +49-631/200-0

Telefax: +49-631/17202

E-mail: info@pfaff-industrial.com

Printed in Germany
engl.
296-12-18862 01/07